

TORRES

landscapeforms

Specification Sheet | AH200



Torres is a beautiful complement to urban landscapes and architecture. Through its understated design and 'gull wing' shape, Torres brings an intentionality to the space without overpowering the composition. Light engine options scale from 2,500lm to 7,500lm, with a selection of distribution types. Single or multiple luminaires can be mounted at different heights and orientations on a single pole, addressing needs of the environment whether pedestrian, vehicular or both.

Torres is proudly made in Kalamazoo, Michigan, is Buy America Compliant and International Dark-Sky Approved.

Housing & Materials

Cast Aluminum construction. Factory sealed and replaceable light engine cartridge with UV stable, impact modified clear or diffused acrylic lens. With a 'fastener free' look, all hardware is magni-coated for optimum corrosion and 'anti-seize' protection. Assembly is IP66 rated.

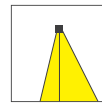
Electrical

Surge protected 120V - 277V 50/60Hz electronic driver located internal to luminaire arm, 0-10V dimmable. Optional pole mounted ANSI C136.41 twist lock receptacle and GFCI outlet (with 'in-use' cover) are available.

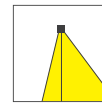
Light Engine

Torres features a replaceable LED cartridge with die-cast aluminum heatsink, high power LEDs on a RoHS compliant circuit board with secondary optics in Roadway distribution types. All configurations are available in 2700K, 3000K, 3500K, and 4000K. >80CRI across all available color temperatures. Luminaires meet or exceed TM21 L70: >60,000 hrs

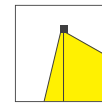
Distributions



TII



TIII



TIV

Warranty

Luminaires are warranted for six years.

Certification

UL Listed for Wet Location, CE, International Dark Sky Approved, RoHS Compliant



Designed by Rodrigo Torres

[Click here](#) for patent information related to this product.

Specification Sheet | AH200

Specification

Luminaire #1 _____

Luminaire #2 _____

If applicable

Pole and Bracket _____

May include arms, base covers, GFCI, NEMA7 socket, etc.

Luminaire

Product	Distribution	Drive Current	Lens	Color Temp	Input Voltage	Photo Motion Sensor	Powdercoat
AH 236 (36 LED Torres)	T2 (Type II)	LO (Low Output)	CLR (Clear)	30K (3000K)	UV1 (120-277V, 50/60hz)	NMS (No Motion Sensor)	See powdercoat color options on the Material / Colors Sheet.
	T3 (Type III)			35K (3500K)			
AH 256 (56 LED Torres)	T4 (Type IV)	HO (High Output)	FRS (Frosted)	40K (4000K)			

Example: AH236 – T3 – LO – CLR - 30K – UV1 - MS1 - BLK

Specification Sheet | AH200

Pole and Bracket

Product	Luminaire Config	Configuration	Pole Diameter	Twist Lock Receptacle	Base Cover	Powdercoat
AH (Standard)	12 (12' Lens Height)	A (Single/Back to back)	5 (5")	NTW (No Twist Lock)	CPT (Base Cover)	See powdercoat color options on the Material / Colors Sheet.
	14 (14' Lens Height)					
	16 (16' Lens Height)	B (Back to back)				
	20 (20' Lens Height)					
	25 (25' Lens Height)					
	S* (Staggered)					

Example: AH - 12 - A - 5 - TW1 - CPT - BLK

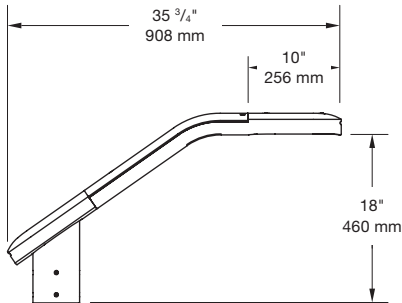
*Staggered configurations only available with 20' and 25' lens height options

Pole Modifications

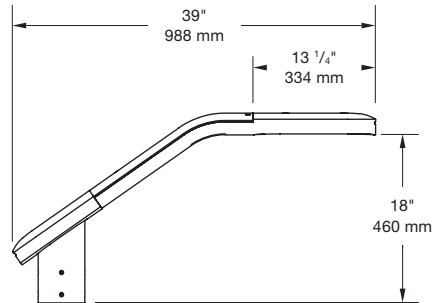
Part Number	Modification	Description
CAM	Camera	
SPE	Speaker	
WAP	WiFi Access Point	
BAN	Banner Arms	
VIB	Vibration Dampener	
CPH	Custom Pole Height	
CLH	Custom Lens Height	
CPC	Custom Powdercoat Color	
--	Other	

Modifications listed are the most common changes/additions requested. If your requirements aren't shown here, select 'other' and write in the modification needed. Please provide as much detail as possible to streamline the quoting process. All modifications to standard products will require evaluation and quoting approved by Landscape Forms prior to order placement.

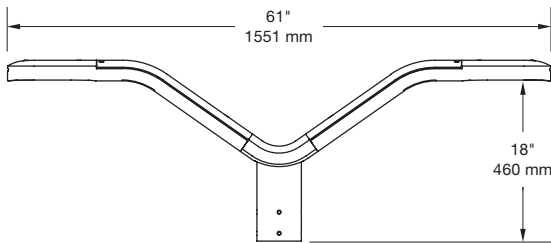
200 Series Luminaire Dimensions, weights and EPA's



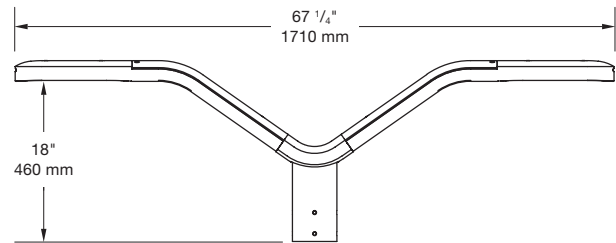
AH236
Weight: 35 lbs
EPA: 1.18 ft²



AH256
Weight: 36.5 lbs
EPA: 1.22 ft²



AH236
Weight: 52.5 lbs
EPA: 1.81 ft²



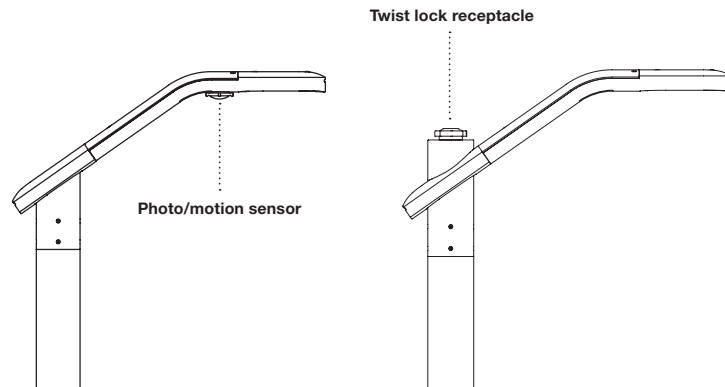
AH256
Weight: 55.5 lbs
EPA: 1.90 ft²

Control Options

Photo/Motion Sensor

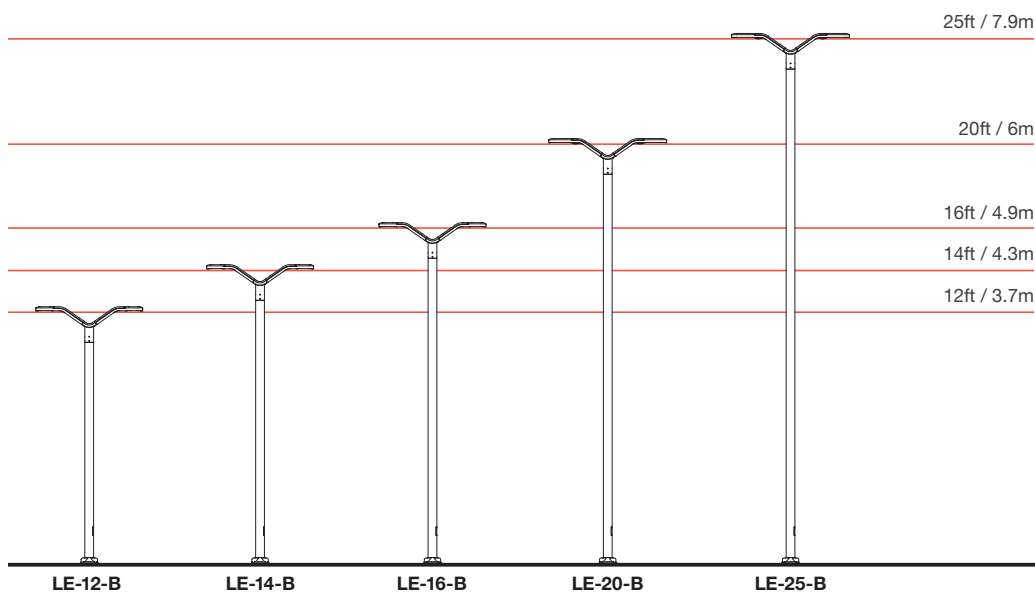
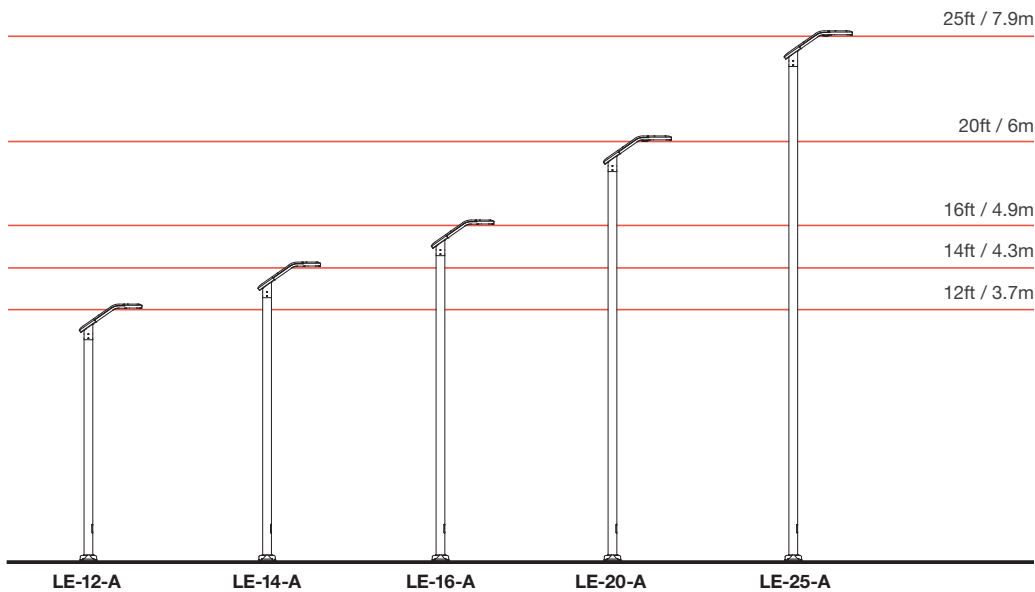
- Fully adjustable high and low dimmed light levels; optional to dawn control
- Rated for extreme temperatures and up to 200,000 on/off cycles
- Hold off setpoint with automatic calibration option for convenience and added energy savings
- Adjustable via handheld wireless configuration tool
- IP66 rated for wet and outdoor locations
- Adjustable time delay and cut off delay

[Click here](#) to view the technical data sheet for the photo/motion sensor.

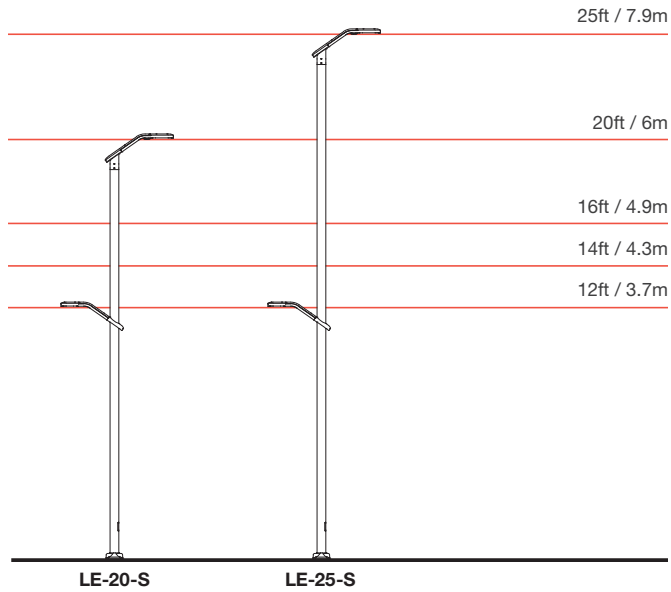


Lens Height and Pole Configuration Selection Guide

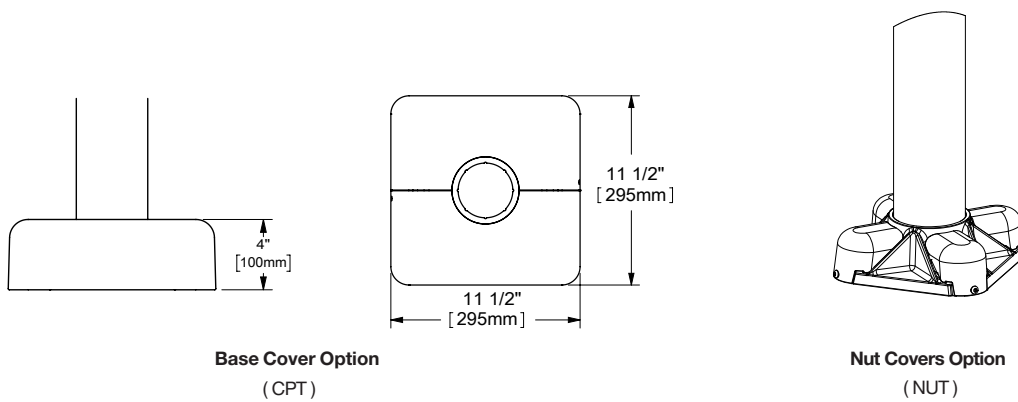
Poles are manufactured from seamless aluminum alloy with a flush mounted hand hole cover. Pole is topped with standard dimension 2 3/8" diameter x 3" tenon, pre-drilled (as applicable) to suit the specified mounting conditions prior to powdercoating, and include flush top pole cap, configured to support installation of ANSI C136.41 twist-lock receptacle when specified. Pole base plate is cast aluminum and includes either a two-piece cast aluminum decorative base cover, or four cast aluminum nut covers. Mounting template and anchor hardware included. Anchor bolts conform to ASTM F1554 Grade 55 and are provided with two hex nuts and two flat washers. Bolts have an "L" bend on one end and are galvanized a minimum of 12" on the threaded end.



Lens Height and Pole Configuration Selection Guide



Pole Accessories



Luminaire Performance Data

LED Quantity	Drive Current	Lens	Distribution Type	Lumen Output	Efficacy	Input Power (W)	BUG Rating
36	LO	Clear	T2	2886	115	25	B1-U0-G1
			T3	2827	113	25	B1-U0-G1
			T4	2785	111	25	B1-U0-G1
		Frosted	T2	2603	104	25	B1-U0-G1
			T3	2545	102	25	B1-U0-G1
			T4	2472	99	25	B1-U0-G1
	HO	Clear	T2	4150	109	38	B1-U0-G1
			T3	4065	107	38	B1-U0-G1
			T4	4006	105	38	B1-U0-G1
		Frosted	T2	3744	99	38	B1-U0-G1
			T3	3660	96	38	B1-U0-G1
			T4	3555	94	38	B1-U0-G1
56	LO	Clear	T2	5979	109	55	B2-U0-G1
			T3	5857	106	55	B1-U0-G1
			T4	5771	105	55	B2-U0-G2
		Frosted	T2	5393	98	55	B2-U0-G1
			T3	5272	96	55	B1-U0-G1
			T4	5121	93	55	B2-U0-G1
	HO	Clear	T2	7753	106	73	B2-U0-G2
			T3	7596	104	73	B2-U0-G1
			T4	7484	103	73	B2-U0-G2
		Frosted	T2	6994	96	73	B2-U0-G1
			T3	6837	94	73	B2-U0-G1
			T4	6641	91	73	B2-U0-G1

TORRES

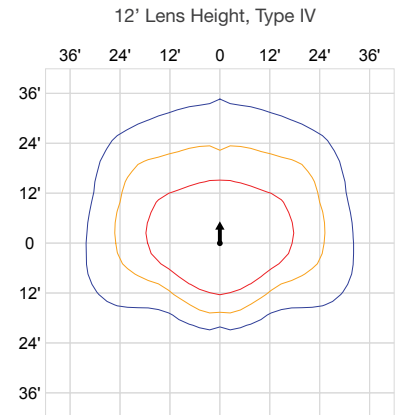
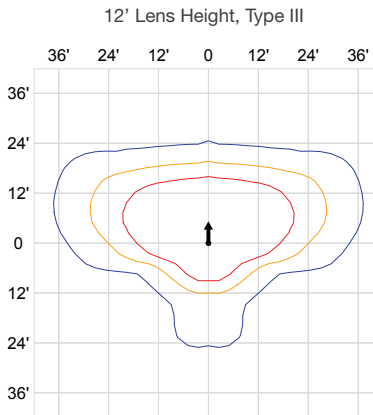
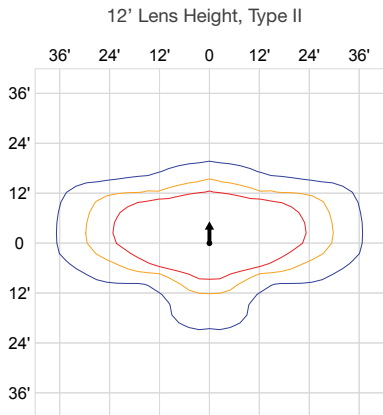
landscapeforms

Specification Sheet | AH200

200 Series - 36 LED LO CLR lens at 12'

Performance light engine @ 3500K

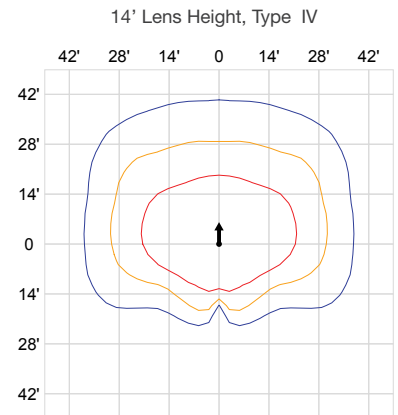
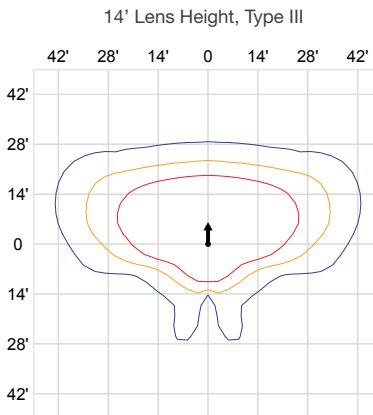
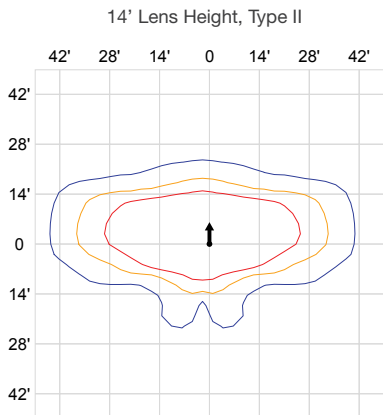
1.0fc 0.5fc 0.2fc



200 Series - 36 LED HO CLR lens at 14'

Performance light engine @ 3500K

1.0fc 0.5fc 0.2fc

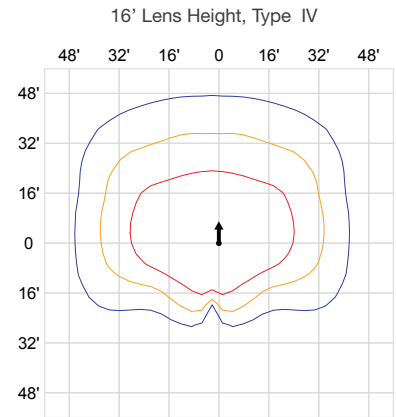
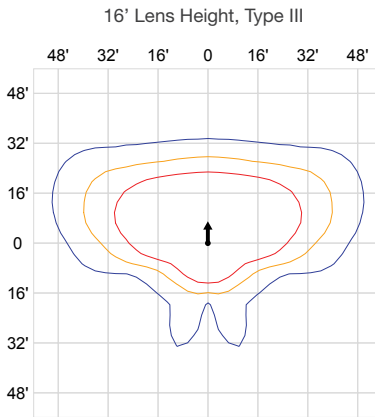
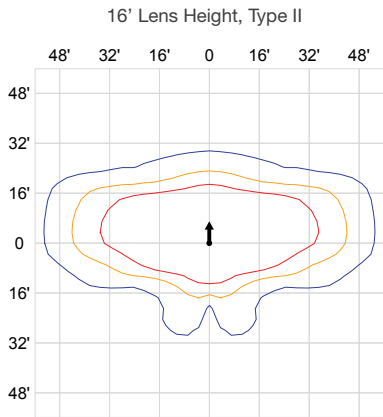


Specification Sheet | AH200

200 Series - 56 LED LO CLR lens at 16'

Performance light engine @ 3500K

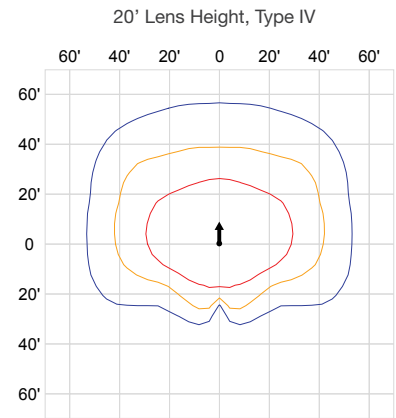
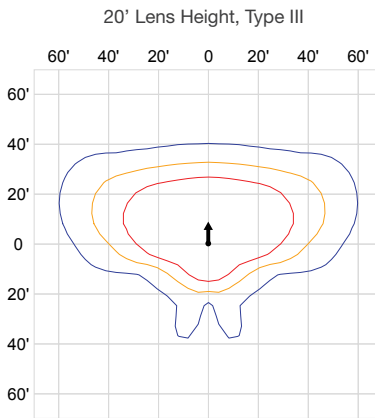
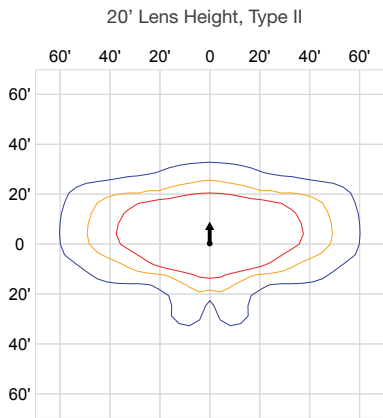
1.0fc 0.5fc 0.2fc




200 Series - 56 LED HO CLR lens at 20'

Performance light engine @ 3500K

1.0fc 0.5fc 0.2fc




Architectural Series - Powdercoated Metal* (Fine Texture)



FOG (Fog)



OBD (Obsidian)




MBK (Matte Black)



TER (Terra)



NMG (Nutmeg)



ONX (Onyx)



SAG (Sage)




BLA (Blue Ash)




DSK (Dusk)

Neutral Series - Powdercoated Metal*




SIL (Silver Metallic)




MER (Mercury Metallic)



STL (Steel Metallic)



BRZ (Bronze Metallic)



TNM (Titanium Metallic)




BLK (Gloss Black)



WHT (Gloss White)

Vivid Series - Powdercoated Metal* (Fine Texture)



CLY (Clay)



LMN (Lemon)



MNG (Mango)



STG (Loll Sunset Orange)



CHL (Chili)




APR (Loll Apple Red)



LFG (Loll Leaf Green)



MSS (Moss)



FOR (Forest)



NVY (Loll Navy Blue)

Powdercoated Metal

Powdercoated Metal Pangard II® Polyester Powdercoat is a hard, yet flexible, finish that resists rusting, chipping, peeling and fading. In addition to colors shown, a wide selection of optional and custom colors may be specified for an upcharge.

* All colors and patterns shown are approximate and may vary from sample and final.

Visit landscapeforms.com for more information.

Specifications are subject to change without notice.

©2024 Landscape Forms, Inc. Printed in U.S.A.

landscapeforms.com | specify@landscapeforms.com