

# Plainwell

landscapeforms

## Product Data Sheet







Plainwell, designed by Robert Chipman, ASLA, is both lyrical and robust. The subtle curve of the back and slope of the seat provide comfort. A hefty cast aluminum end frame, wood or aluminum seat and back slats of generous substance and dimension, and stainless steel hardware, provide exceptional strength and durability. Plainwell is manufactured of the finest quality materials to Landscape Forms' demanding standards. While Plainwell has its imitators, they are no match for the original. The choice of discriminating design professionals and clients for nearly a decade, Plainwell consistently performs under the rigors of public use in city parks and streetscapes, shopping centers, mixed use malls, and healthcare environments. A coordinating litter receptacle unifies the esthetic, whatever the setting.


### Bench

- The Plainwell bench is available with seats constructed of aluminum or wood.
- The aluminum end frames on the wood bench and the all aluminum bench may be specified with Pangard II® powdercoat in standard colors; optional colors available for an upcharge.
- Available in two lengths, the 72" and 96" bench may both be specified with a center arm.
- The 96" bench may also be specified with 2 intermediate arms, placed at equal intervals.
- Freestanding/surface mount support is standard.

### Litter Receptacles

- The Plainwell litter receptacle has a 35-gallon capacity, and includes a black polyethylene liner. Side panels are available in aluminum or a selection of woods.
- Metal parts finished with Pangard II® powdercoat available in standard colors; optional colors available for an upcharge.
- Frame and aluminum side panel may be specified in different colors.
- Rotomolded black polyethylene top is attached by cable to the receptacle.
- Lid available in top opening or side opening styles.
- Freestanding/surface mount support is standard.
- Unit is emptied by lifting bag from top.

	Style	Depth	Width	Height	Product Weight
	72" bench	26"	73"	32"	jarrah: 130 lb alum: 156 lb
	72" bench with center arm	26"	73"	32"	jarrah: 136 lb alum: 162 lb
	96" bench with center arm	26"	97"	32"	jarrah: 171 lb alum: 205 lb
	96" bench with intermediate arms	27"	97"	32"	jarrah: 178 lb alum: 211 lb

	Style	Depth	Height	Product Weight
	top-opening	30"	38"	jarrah: 113 lb alum: 117 lb
	side-opening	30"	45"	jarrah: 114 lb alum: 118 lb

# Plainwell

landscapeforms

## Product Data Sheet



### Finishes

- Interior woods are finished with Landscape Forms' exclusive LF-80 wood finish, a clear, catalyzed acrylic lacquer.
- Exterior woods are unfinished and will weather to a soft pewter gray, requiring no future maintenance.
- Metal is finished with Landscape Forms' proprietary Pangard II® polyester powercoat, a hard yet flexible finish that resists rusting, chipping, peeling and fading.
- Call for standard color chart.
- A wide array of optional colors may be specified for an upcharge.

### To Specify

- Bench: Select Plainwell bench, 72" or 96" length, wood type or aluminum seat and powdercoat color.
- Specify with or without center arm or intermediate arms for 96" bench.
- Litter Receptacle: Select Plainwell litter, top or side opening, wood type or aluminum side panels and powdercoat color.

*Designed by Robert Chipman, ASLA*

Visit our [landscapeforms.com](https://www.landscapeforms.com) for more information. Specifications are subject to change without notice. Landscape Forms supports the Landscape Architecture Foundation at the Second Century level.  
©2024 Landscape Forms, Inc. Printed in U.S.A.