



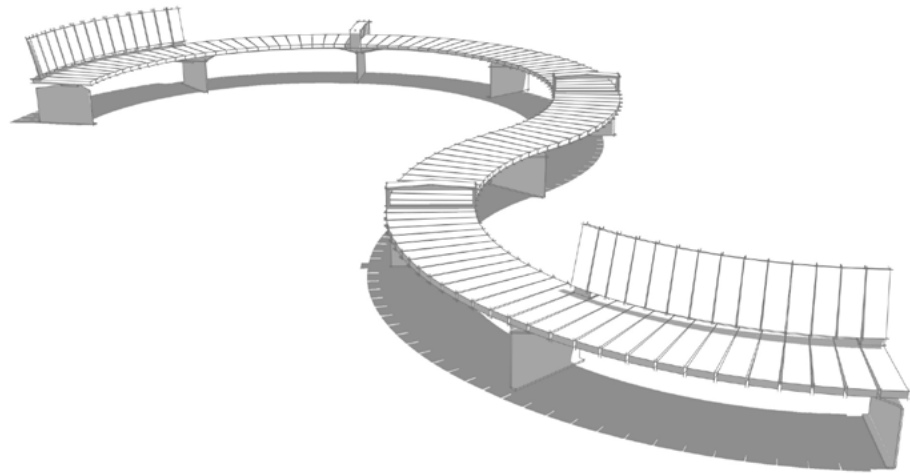
landscapeforms

Link









## Great Design Feels Inevitable

*“In designing Link, we were inspired by the concept of inevitability. Well-designed custom site furnishings integrate so elegantly and seamlessly into a landscape that they convey a ‘meant-to-be quality’ – the feeling that they simply could not be designed any other way. With Link, we wanted to achieve this feeling of inevitable design, allowing for the ideal solution for any given space through flexibility, modularity and adaptability, just like a custom solution.”*

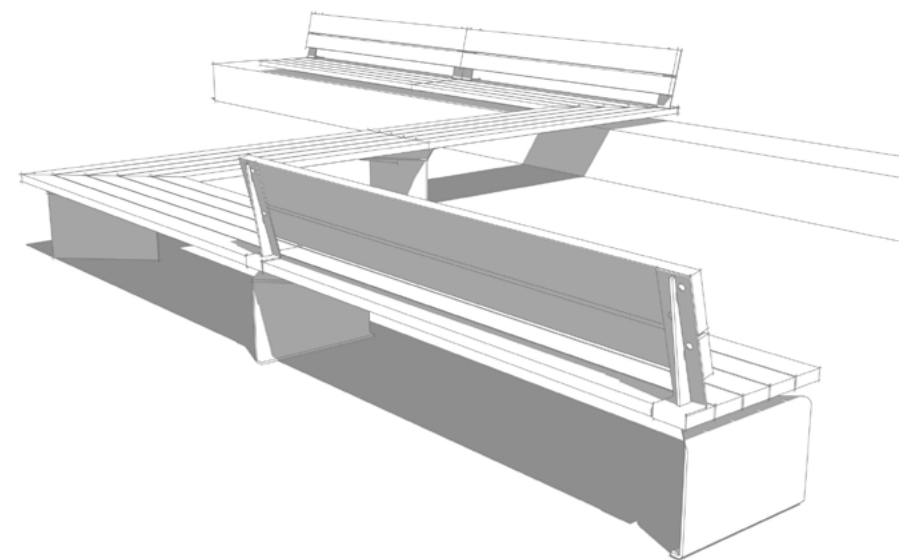
– Jess Sorel, sorelstudio













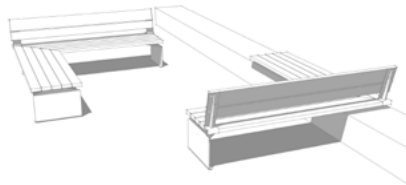






## Possibilities for Perfection

Link's dramatic, modern aesthetics and virtually limitless configurations allow it to adapt to a diverse range of landscapes, applications, and use cases. Key options include the inline or piano key orientation of the wood slats on the seats and backs, which allow for straight, mitered, arced, or even serpentine arrangements. Two different radii for the arced piano key orientation allow for varying degrees of curvature. Link benches can also be specified with or without backs and arms; and can be configured with metal supports or in wall-mounted and top-of-wall mounted styles. Link specified with steel supports lends the bench a robust sense of permanence, while wall-mounted and top-of-wall mounted styles offer qualities of tension, balance, and levity.









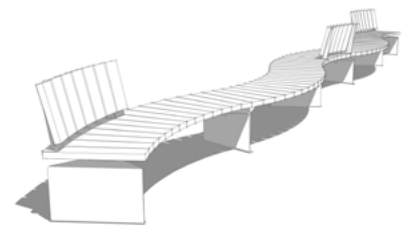




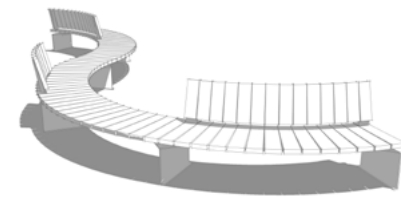


## Sophistication, Simplified and Scalable

The Link seating system marks a new opportunity for designers—to achieve the scalability, elegance and creative freedom of custom, one-off site furnishings with added value and simplicity. Link's uniquely adaptable design and modular components easily accommodate the constraints and nuances of any given site, both physically and aesthetically.




















[landscapeforms.com](https://landscapeforms.com)

Link: Design by Jess Sorel for sorelstudio

Specifications are subject to change without notice. Landscape Forms supports the Landscape Architecture Foundation at the Second Century level. ©2020 Landscape Forms, Inc. Printed in the U.S.A.

800.521.2546 | 269.381.3455 fax  
7800 E. Michigan Ave., Kalamazoo, MI 49048

landscapeforms

100%   Printed on 10% post-consumer recycled paper using plant-derived ink from sustainable crop sources

DESIGN. CULTURE. CRAFT.