



landscapeforms®

Glide



## Different Strengths, One Goal

“Glide was a true collaboration—combining the best of everyone’s strengths to create something simple and elegant, yet totally unique,” says Greg Benson, Founder and CEO of Loll Designs. The partnership between Loll Designs and Landscape Forms has always been a natural fit. The two companies’ cultures and values align completely, both embracing design, sustainability, culture, and craft. At the same time, however, each company brings unique skills to the partnership—Landscape Forms with our expertise in design-forward metal fabrication, and Loll with their knowledge of recycled plastic technologies and their fresh take on design for the outdoors.







## Two Materials Beautifully United

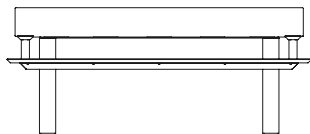
Glide combines Loll Designs' pioneering expertise working with post-consumer recycled plastic (HDPE) and Landscape Forms' broad technical experience in metal fabrication and engineering to beautifully and seamlessly unite the two materials. The design plays to the individual strengths of each material such that the HDPE seat and back function in concert with metal supports. Much of the design process was dedicated to the elegant and structurally-sound combination of both materials without any visible screws or fasteners. The result of which was a unique understructure that enables the plastic components to naturally expand and contract in changing temperatures while still maintaining a seamless connection to the metal base.



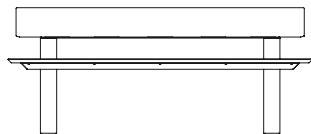
## Setting a New Benchmark

The Glide bench represents a conversation between restraint and innovation in design. “It’s hard to design for both simplicity and also differentiation, but I’m so pleased with the solution that arose through the collaboration between both design teams,” describes Kirt Martin. “The way we connected the bench to the back gives it a unique gesture that is simple and elegant while simultaneously being like nothing anyone has seen before.” Equally suited to stand alone or pair with Landscape Forms’ Harvest table, Glide benches can be specified with or without arms at dining height, and are crafted from post-consumer recycled polymer for the seat and back, with rust-proof commercial grade metal supports finished in Landscape Forms’ proprietary Pangard II® powdercoat.







**Bench with Arms**  
27" x 75" x 31.25"



**Bench without Arms**  
27" x 75" x 31.25"

d x w x h

**loll**designs

10%   Printed on 10% post-consumer recycled paper using plant-derived ink from sustainable crop sources



[landscapeforms.com](https://landscapeforms.com)

Glide: Design by Loll Designs

Specifications are subject to change without notice. Landscape Forms supports the Landscape Architecture Foundation at the Second Century level. ©2021 Landscape Forms, Inc. Printed in the U.S.A.

800.521.2546 | 269.381.3455 fax  
7800 E. Michigan Ave., Kalamazoo, MI 49048

landscapeforms®

DESIGN. CULTURE. CRAFT.