



landscapeforms®

Generation 50



Connecting Landscape Forms' History to its Future

The Generation 50 line of benches and litter receptacles celebrates the company's legacy, from a design that takes cues from Landscape Forms' first products to its designer, nephew of the company's founder John Chipman. Cheers to 50 years of designing site elements that inspire landscape architects and elevate the outdoor experience.





A Modern Expression of the Classics

In designing the Generation 50 line, Robert Chipman created a contemporary interpretation of the company's classic benches. "In a sense, this line represents the second generation of Landscape Forms' original products," says Chipman. "Generation 50 respects the design, culture, and craft that is at the heart of the company but also takes advantage of new technologies and the manufacturing expertise that characterize Landscape Forms now and into the future."



A Timeless Design Converges with New Technologies

Generation 50's understated form, elegant beveled edges, and broad application come to life through intelligent engineering and precision manufacturing technologies. A 21st century nod to a legacy of design, culture, and craft.



A Flexible Ensemble with Many Possibilities

Generation 50's aesthetics and universal application fit multiple site designs and uses. The bench comes with or without backs; in traditional, cantilevered, top-of-wall mounted, and wall-mounted styles; with curved or straight face boards; and in two arm styles or without arms. Mounting a Generation 50 bench to a low planter wall introduces warm wood elements to a site; mounting to a building wall creates a clean, modern look. Cantilevered and top-of-wall benches can be embedded or surfaced mounted; wall-mounted benches are surface mounted. Two litter receptacles round out the line. The elements are made of cast aluminum, steel, and wood, including thermally modified ash, a domestically sourced, sustainable material.

Litters

Top Open



Side Open



Backed Bench

Wall Mount



Top of Wall



Angle Arm



Traditional



Cantilever



Loop Arm



Backless Bench

Wall Mount



Top of Wall



Angle Arm

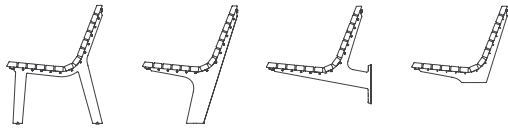


Traditional

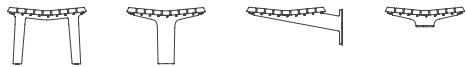


Cantilever

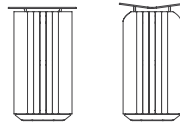





Backed Bench



Backless Bench



Litters



[landscapeforms.com](https://www.landscapeforms.com)

Generation 50:
Design by Robert Chipman

Specifications are subject to change without notice. Landscape Forms supports the Landscape Architecture Foundation at the Second Century level. ©2019 Landscape Forms, Inc. Printed in the U.S.A.

800.521.2546 | 269.381.3455 fax
7800 E. Michigan Ave., Kalamazoo, MI 49048

landscapeforms®

DESIGN. CULTURE. CRAFT.