

# Cora

landscapeforms

## Product Data Sheet



Designed by the Landscape Forms team, the Cora line includes a large 10 ½” high table, a medium 12 ½” high table, and a small 14” high table. Their construction is simple, time-tested and refined, crafted solely using laser cut steel tops and robust bent steel understructure. The cantilevered, overhanging effect of the understructure enables Cora tables to nest in various orientations while remaining stable and fully grounded. The tables are finished in a wide variety of colors using the proprietary Panguard II® Polyester Powdercoat System that’s recognized for its industry-leading durability, color retention and resistance to wear.

### Tables

- Table offered in three heights – 10 ½” height (large top), 12 ½” height (medium top), and 14” height (small top).
- Available with adjustable stainless steel leveling glides.
- Units are available Freestanding or optional Surface Mount. The surface mount option includes two surface mount tabs and two leveling glides.
- Tables ship fully assembled.

### Finishes

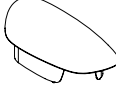


- Metal: All metal is finished with Landscape Forms’ proprietary Panguard II® polyester powdercoat, a hard yet flexible finish that resists rusting, chipping, peeling and fading.

### To Specify

- Specify table size, mounting option, and powdercoated metal color.

*Designed by Landscape Forms*

[Click here](#) for patent information related to this product.

	Style	Depth	Length	Height	Weight
	Large Table	31”	61”	10.5”	175 lbs.
	Medium Table	33”	46”	12.5”	150 lbs.
	Small Table	25”	34”	14”	105 lbs.