

Concord Collection

landscapeforms

Product Data Sheet



Concord is an integrated collection of site furniture elements in a “Modern Traditional” idiom. Created in collaboration with Robert A. M. Stern Designs, Concord is informed by the past and contemporary in spirit. The collection embraces progress and new technologies, while rooted in American history and our national view of the landscape as a place of respite and pleasure. Concord’s five elements include a bench, a litter and recycling receptacle, a pedestrian light, a pathway light, and a bike rack — all related in form, scale and materials, and individual in expression and detail. The collection adds a new and distinctive design perspective to Landscape Forms’ integrated site furniture solutions for creating a Sense of Place.

Melville Bench

- Shorter back rest engineered for comfort Bench is 72" in length.
- Backed or backless.
- Frame and supports are cast aluminum Seat is wood or aluminum extrusion.
- LF woods offered include:
Interior – red oak, maple or jarrah with LF-80
Exterior – redwood, jarrah, or ipe
- Center or intermediate seat dividers may be specified.
- Freestanding, surface mount or embedded.
- Surface mount and embedded option features hidden anchor system.

	Style	Depth	Length	Height	Product Weight
	backed bench	19"	76"	30"	Alum: 158 lb Jarrah: 130 lb
	center arm	19"	76"	30"	Alum: 159 lb Jarrah: 131 lb
	intermediate arms	19"	76"	30"	Alum: 160 lb Jarrah: 132 lb
	backless bench	17"	73"	22"	Alum: 110 lb Jarrah: 84 lb
	center arm	17"	73"	22"	Alum: 111 lb Jarrah: 85 lb
	intermediate arms	17"	73"	22"	Alum: 112 lb Jarrah: 86 lb

Concord Collection



landscapeforms


Product Data Sheet



Poe Litter Receptacle

- Heavy duty construction (Cast and extruded aluminum).
- Litter base is cast iron for stability.
- All units are 34 gallon capacity.
- Side opening style may be specified with signage to designate collection of recyclables or waste. Choose slot, 5" diameter or standard opening.
- Black polyethylene liner ships with each unit.
- Units feature hinged side door for easy emptying.
- With or without lock.
- Shipped with freestanding glides.
- Surface mount holes provided in base.
- Recycling litter signage is available with standard wording options, available on landscapeforms.com Custom wording available for an upcharge.
- Poe ships fully assembled.

	Style	Depth	Length	Height	Product Weight
	side opening	29"	29"	44"	189 lb
	side opening 5" hole	29"	29"	44"	195 lb

	Style	Depth	Length	Height	Product Weight
	bike rack	4"	20"	30"	25 lb

Emerson Bike Rack

- Cast aluminum frame.
- Cast aluminum cover plate.
- Cover plate conceals anchoring hardware and leveling glide adjustment screws.
- Surface mount or embedded.
- Attachment method guards against theft.
- 4 stainless steel leveling glides are preinstalled for easy field adjustment.
- Emerson ships fully assembled.
- Bike racks must be placed 30" apart, and 24" from wall.
- Meets APBP guidelines.

Concord Collection

landscapeforms

Product Data Sheet



Hawthorne Path Light and Alcott Pedestrian Light

- Please refer to product data sheet on the more details page for technical information and specifications.

Finishes

- All metal parts are finished with Landscape Forms' exclusive Pangard II® polyester powdercoat – a hard, yet flexible, finishing process that resists rusting, chipping, peeling and fading.
- A wide range of standard, optional and custom colors are available.

To Specify

Visit <http://pricebook.landscapeforms.com>

Designed by Robert A.M. Stern Architects

[Click here](#) for patent information related to this product.

Visit our landscapeforms.com for more information. Specifications are subject to change without notice. Landscape Forms supports the Landscape Architecture Foundation at the Second Century level.
©2020 Landscape Forms, Inc. Printed in U.S.A.