

# Chase Park Litter

landscapeforms

## Product Data Sheet



Designed and built to meet the rigors of urban spaces, Chase Park litters provide exceptional durability with a highly refined aesthetic. Constructed of a cast aluminum body with a spun aluminum top, the litter features a hinged side panel door and options for signage in both top opening and side opening styles. Designed by Kipp Stewart.

### Litter Receptacles







- Receptacle features a hinged side panel door for easy emptying.
- Constructed of cast aluminum sides and door, with spun aluminum top and polyethylene base.
- The standard black polyethylene base is prefilled with sand and then plugged. This allows the unit to be freestanding. There is also a slot in the base to allow for the unit to be surface-mounted.
- Door hinge and latch are carbon steel with a Magni-coat.
- Top and side-opening receptacle can be freestanding or surface mounted.
- Logo band available with both top opening and side-opening styles.
- Sand pan optional with side opening unit.
- Capacity of the top-opening receptacle is 40 gallons, for side-opening, 36 gallons.
- An optional keyed lock may be specified.
- Custom fit polyethylene liner in black, standard with all receptacles.
- Chase Park also available in a Dual-use, side opening receptacle and a single-use, top opening receptacle.
- Recycling litter available with 5", or 10" diameter top openings to collect recyclable material.
- Labels with recycle symbol and specified recyclable material printed on high performance, exterior grade UV protected vinyl, mounted securely to each unit.
- For more information on signage options, visit [landscapeforms.com](https://landscapeforms.com)

### Finishes

- All metal is finished with Landscape Forms' proprietary Pangard II® polyester powdercoat, a hard yet flexible finish that resists rusting, chipping, peeling, and fading.

### To Specify

- Specify Chase Park Litter and select style (side-open, top-open), single or dual-use, and optional opening style and signage.
- Choose powdercoat color, mounting, optional logo band and/or optional lock.
- Chase Park Litters ship fully assembled.

	Style	Diameter	Height	Product Weight
	Top-Opening	24"	39"	166 lbs
	Side-Opening	24"	39"	162 lbs
	Top-Opening with logo band	24"	39"	175 lbs
	10" Top-Opening with signage	24"	39"	167 lbs
	Side-Opening Dual-use unit	24"	39"	163 lbs
	Side-Opening Dual-use with logo band unit	24"	39"	172 lbs

*Designed by Kipp Stewart*

[Click here](#) for patent information related to this product.

Visit [landscapeforms.com](https://landscapeforms.com) for more information. Specifications are subject to change without notice. Landscape Forms supports the Landscape Architecture Foundation at the Second Century level.  
©2025 Landscape Forms, Inc. Printed in U.S.A.

[landscapeforms.com](https://landscapeforms.com) | [specify@landscapeforms.com](mailto:specify@landscapeforms.com)