

PLAY APPLICATION BIKE STATION (BS)



VIEW #1

Play

BS

Upfit | landscapeforms.com

landscapeforms®

PLAY APPLICATION BIKE STATION (BS)



VIEW #2


Play

BS

Upfit | landscapeforms.com

landscapeforms®

PLAY APPLICATION BIKE STATION (BS)



VIEW #3

Play

BS

Upfit | landscapeforms.com

landscapeforms®

PLAY APPLICATION


BIKE STATION (BS)

PLACE: BIKE STATION

A sheltered space that provides security, wayfinding, and places to rest.

PRIMARY INSIGHT: ESTABLISH A SENSE OF SECURITY

Creating safe environments for people and their belongings establishes a sense of security and releases the mind to experience the relaxing and rejuvenating effects the outdoors offers.



VIEW #3

Play

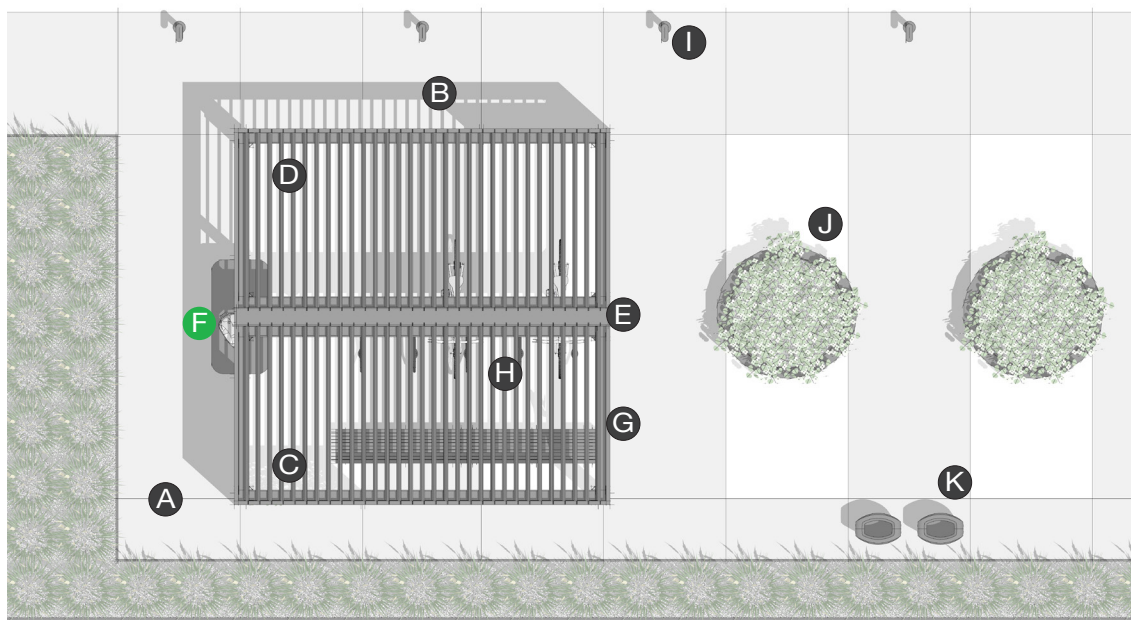
BS

Upfit | landscapeforms.com

landscapeforms®

PLAY APPLICATION

BIKE STATION (BS)



PLAN



ELEVATION

ELEMENTS, ATTRIBUTES, AND USER EXPERIENCE

- A** Upfit creates a visible destination point as well as a weather shelter for bikes and people.
- B** Upfit glass panels can display commuting and trail maps.
- C** An Upfit louvered roof and both Upfit slatted and green panels provide shelter from the elements and a sense of place.
- D** The louvered roof also provides protection from wind and sun; weather management offers control of sun and shade levels and rain protection.
- E** In public places, Upfit lighting options such as uplighting in the louvered roof offer a level of security and extend use of the station.
- F** Upfit in-line table offers occupants a convenient surface for organizing belongings; a gathering spot for hikers, cyclists, or commuters; and access to charging for devices.
- G** Parallel 42 benches offer a place to sit and rest or organize gear and belongings.
- H** FGP bike racks provide secure storage of bicycles. Multiple bike racks could be specified for larger bike stations.
- I** Torres path lighting defines the edge of the bike station and provides a level of comfort and security during evening use.
- J** Kornegay Dune planters introduce natural elements into the station's surrounding deck area.
- K** Collect receptacles placed in convenient locations help to keep the area free of litter.