



Place: Dining

A place that supports dining, socializing, and periods of work between other activities.

Primary Insight: Social Interaction

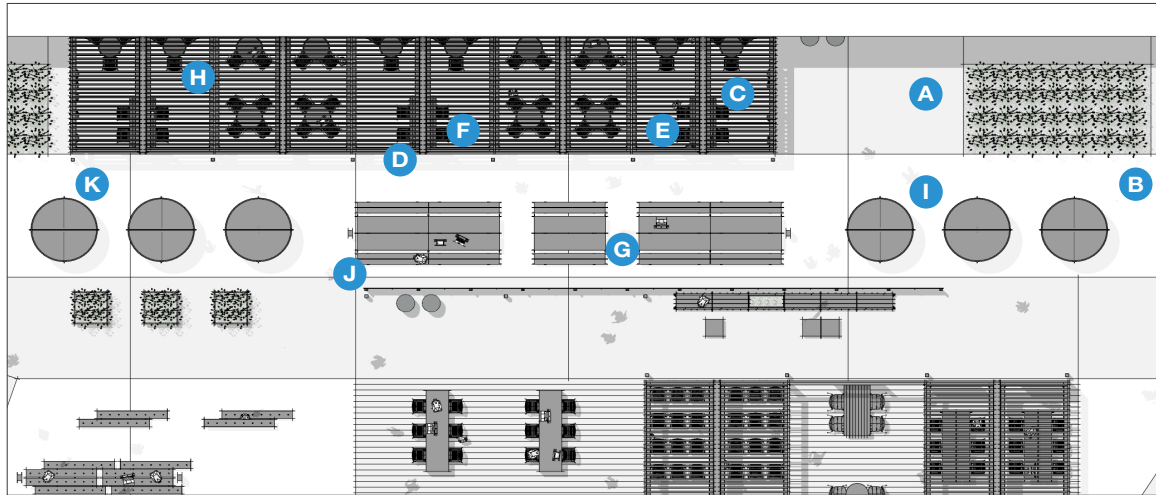
Create a setting that supports natural postures and encourages face-to-face connections to stimulate social interaction.



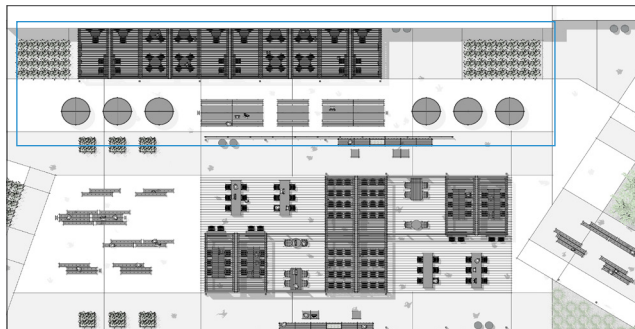
View 1



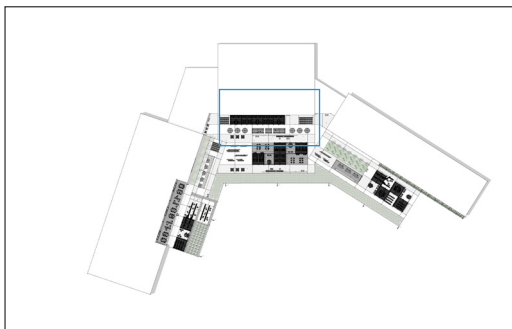
View 2



Plan



Key Plan



Site Map

Elements, Attributes, and User Experience

- A** A dining setting is adjacent to a cafeteria and supports dining, studying and socializing.
- B** A wide range of furniture groupings offers students choices of location, shading and postures.
- C** *Upfit* adapts to the weather conditions with smart, automated louvered roofing.
- D** *Upfit* slatted infill panels create a sense of enclosure balanced with an open feel and fresh air circulation.
- E** *Upfit* green panels with wire screens create lush planted walls on the *Upfit* structure.
- F** *Upfit* peninsula tables attach to the structure to create dining and working locations.
- G** *Harvest table* and *benches* offer generous surface area for community dining and studying.
- H** *Gus bench* with *Chipman tables* and *chairs* support individual short-term study and socialization.
- I** *Carousel fixed seating* with *Disc sun shades* provide areas to dine, study or socialize while being protected from the sun.
- J** *Power pedestal charging stations* adjacent to tables provide convenient access to power and USB charging ports.
- K** *Skyline path lighting* defines perimeter of outdoor areas.